

Notes on the Genus *Adoretus* (Coleoptera, Scarabaeidae)
from North Thailand

Hirokazu KOBAYASHI

3–16, Kamishakujii-minamichô, Nerima-ku, Tokyo, 177 Japan

Abstract Ten new species of the genus *Adoretus* LAPORTE, 1840, are described from North Thailand. Seven of them belong to the subgenus *Chaetadoretus* OHAUS, 1914, and the remainings to the subgenus *Adoretus*. The new species names given are: *A. (C.) breviunguiculatus*, *A. (C.) hirasawai*, *A. (C.) nigrofuscus*, *A. (C.) meo*, *A. (C.) aquilonis*, *A. (C.) subguttatus*, *A. (C.) matsumotoi*, *A. (A.) pachysomatus*, *A. (A.) flavomaculatus* and *A. (A.) senohi*.

In this paper, the author will describe ten new species of the scarabaeid genus *Adoretus* from North Thailand. Up to the present, only a small number of species of this genus have been described or recorded from Thailand by ARROW (1917), OHAUS (1914), FREY (1970, 1971), and others. All the holotypes designated in this study are preserved in the collection of the author.

Before going further, the author wishes to express his sincere appreciation to Messrs. H. HIRASAWA, W. SUZUKI and T. SENOH for their kindness in entrusting those valuable specimens to the author for investigation.

Adoretus (Chaetadoretus) breviunguiculatus H. KOBAYASHI, sp. nov.

(Figs. 1, 15)

Form elongate-oval, moderately convex. Color reddish brown to brown on dorsal surface, antennae, tarsi and tibiae light brown (posterior tibiae dark reddish brown), abdominal sternites blackish brown to dark reddish brown. Surface of body dull shining, densely covered with grayish recumbent hairs and intermixed with several rather long erect setae.

Clypeus semicircular, 2.7 times as broad as its length, anterior margin weakly bordered, very densely and somewhat rugosely punctate, bearing sparse erect setae in apical half; fronto-clypeal suture distinct, almost straight. Eyes rather small, their interspace being two-sevenths as broad as frons in both sexes. Labrum rather finely granulate; intermandibular process with a median longitudinal carina from apex to near basal margin, anterior angles subrectangular, anterior margin almost straight. Antennae 10-segmented, with club 1.4 times as long as footstalk in male, a little shorter than that in female.

Pronotum 2.3 times as broad as its length, coarsely and densely punctate, lateral margins curved behind the middle, anterior angles feebly produced and rectangular,

posterior ones gently rounded. Scutellum triangular, broader than its length, rather finely punctate. Elytra each with a sutural and four discal costae, 1st and 2nd costae narrow but distinct, two outer costae very fine and inconspicuous, intervals rather coarsely and densely punctate (punctures of 2nd interval somewhat fused together partially).

Pygidium gently convex in male, scarcely in female, coarsely and rugosely punctate in apical part, finely granulate in basal part, with hairs as on elytra. Abdominal sternites each rather coarsely and sparsely punctate at the middle, somewhat strigose at the base. Anterior tibia arcuate, tridentate, 1st and 2nd lateral teeth sharp, 3rd one very minute in male, rather large and blunt in female; middle and posterior tibiae each with two oblique ridges on outer side; posterior tibia somewhat dilated at the middle, longer terminal spur of posterior tibia just shorter than basal two tarsal segments in both sexes. Longer claw of anterior and middle legs cleft. Longer claw of posterior leg as long as 5th tarsal segment in male, distinctly shorter in female; shorter claw of posterior leg half the length of longer one in male, two-thirds that length in female.

Length: 9.0–10.0 mm; breadth: 4.5–5.0 mm.

Holotype: ♂, Doi Suthep, N. Thailand, 25–V–1980, T. SENOH leg. Paratypes: 1 ♂, Thaton, near Fang, N. Thailand, 8–VI–1979, W. SUZUKI leg.; 1 ♀, Fang – Chiang Dao, N. Thailand, 22–23–V–1989, K. MASUMOTO leg.

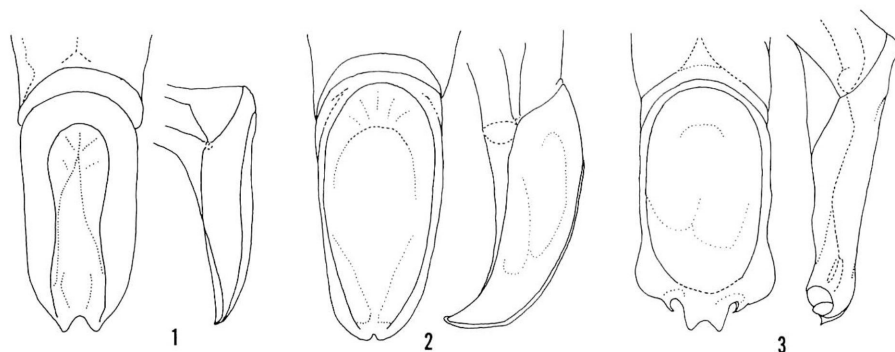
Adoretus (Chaetadoretus) hirasawai H. KOBAYASHI, sp. nov.

(Figs. 2, 11)

This species is very closely allied to the preceding but may be separated from it by the following points: Color reddish brown to brown on dorsal surface, antennae, tarsi and tibiae reddish brown or light reddish brown (middle and posterior tibiae dark reddish brown), abdominal sternites blackish brown to dark reddish brown. Eyes rather large and prominent, their interspace being three-eighths as broad as frons in both sexes. Anterior angles of intermandibular process rounded and not angulate. Anterior tibiae tridentate, 3rd lateral tooth distinct and not so minute in male. Posterior tibiae more dilated at the middle, terminal spurs evidently shorter than basal two tarsal segments in both sexes. Longer claw of posterior leg three-fourths as long as 5th tarsal segment, shorter one four-fifths as long as the longer.

Length: 9.5–11.0 mm; breadth: 5.0–6.0 mm.

Holotype: ♂, Konthanthan, near Chiangmai, N. Thailand, 1–VI–1986, H. HIRASAWA leg. Paratypes: 4 ♂♂, 1 ♀, same data as for the holotype; 6 ♀♀, Doi Pui, near Chiangmai, N. Thailand, 3–VI–1986, H. HIRASAWA leg.; 3 ♀♀, Doi Pui, near Chiangmai, N. Thailand, 29–VI–1989, H. HIRASAWA leg.; 1 ♀, Doi Pui, near Chiangmai, N. Thailand, 29–IV–1980, K. IKEDA leg.; 2 ♂♂, 2 ♀♀, near Chiangmai (1,000 m alt.), N. Thailand, 21–V–1987, H. HIRASAWA leg.; 3 ♀♀, near Chiangmai (1,200 m alt.), N. Thailand, 19–V–1987, H. HIRASAWA leg.; 2 ♂♂, 2 ♀♀, near Chiangmai



Figs. 1-3. Male genitalia of *Adoretus* (*Chaetadoretus*) spp.; left, dorsal view; right, lateral view.
 — 1, *A. breviunguiculatus* sp. nov.; 2, *A. hirasawai* sp. nov.; 3, *A. nigrofuscus* sp. nov.

(1,300 m alt.), N. Thailand, 17-V-1987, H. HIRASAWA leg.

Adoretus (*Chaetadoretus*) ***nigrofuscus*** H. KOBAYASHI, sp. nov.

(Figs. 3, 16)

Form elongate, parallel-sided in male, oblong-oval in female, moderately convex. Color blackish brown, clypeus and head dark blackish brown, antennae reddish brown, anterior femora light reddish brown. Surface of body rather shining, densely covered with grayish recumbent hairs, which are intermixed with several rather long erect setae on elytra.

Clypeus semicircular, 2.0 times as broad as its length, anterior margin strongly reflexed and bordered, very densely, somewhat rugosely punctate; fronto-clypeal suture distinct, widely arcuate. Eyes rather large and prominent, their interspace being 2.1 times as broad as frons in male, 2.4 times in female. Labrum with small tubercles in apical half, faintly granulate in basal half; intermandibular process rather broad, expanded at apex, with a faint median longitudinal elevation near apex, anterior angles rounded, anterior margin feebly sinuate. Antennae 10-segmented, with club as long as footstalk in male, evidently shorter than that in female.

Pronotum 2.2 times as broad as its length, rather coarsely and densely punctate; anterior margin bordered, lateral margins gently curved behind the middle, anterior angles produced but not acute, posterior ones gently rounded. Scutellum triangular, broader than its length, finely and rather densely punctate. Elytra each with a sutural and four discal costae, 1st and 2nd costae distinct, outermost costa very fine and inconspicuous, intervals rather coarsely and somewhat rugosely punctate; epipleura bearing rather dense setae.

Pygidium moderately convex, finely and rather densely punctate in apical half, transversely strigose in basal half, with rather long hairs on the whole disk. Abdominal sternites coarsely and rather sparsely punctate. Anterior tibia tridentate,

lateral teeth sharp in male, somewhat larger and blunt in female; middle and posterior tibiae each with two oblique lateral ridges, of which the basal one of posterior tibia is almost vanished. Posterior tarsus stout, 5th segment as long as the 1st to 4th segments combined. Longer claw of anterior and middle legs cleft; longer claw of posterior leg somewhat shorter than 5th tarsal segment, shorter one slightly longer than half the length of longer claw.

Length: 11.5–13.0 mm; breadth: 5.0–6.5 mm.

Holotype: ♂, Ban Pang O Mai, Doi Mea Tho, N. Thailand, 28–IV–1989, H. HIRASAWA leg. Paratypes: 1 ♂, Doi Pui (1,620 m alt.), N. Thailand, 29–IV–1989, H. HIRASAWA leg.; 1 ♀, Doi Pui, N. Thailand, 3–VI–1986, H. HIRASAWA leg.; 2 ♀♀, Ban Lang Lat (1,350 m alt.), N. Thailand, 30–IV–1989, H. HIRASAWA leg.; 1 ♀, Doi Suthep, N. Thailand, 3–VI–1986, H. HIRASAWA leg.

Adoretus (Chaetadoretus) meo H. KOBAYASHI, sp. nov.

(Figs. 4, 12)

Form elongate, parallel-sided, moderately convex. Color dark reddish brown, clypeus, head and pronotum blackish brown, antennae, tarsi and tibiae light brown (middle and posterior tibiae dark reddish brown). Surface of body rather shining, densely covered with brownish recumbent hairs intermixed with several rather long erect setae, with somewhat aggregated whitish hairs on apical calli and their inner sides of elytra.

Clypeus semicircular, 2.3 times as broad as its length, anterior margin weakly bordered, very densely punctate, with a transverse row of erect hairs at the middle; fronto-clypeal suture distinct, slightly curved at the middle. Eyes rather large and prominent, their interspace being twice as broad as frons in male. Labrum rather finely granulate, with a smooth area at the middle of base; intermandibular process rather broad and short, feebly expanded at apex, with a median longitudinal carina near apex, anterior margin almost straight. Antennae 10-segmented, with club of the same length as footstalk in male.

Pronotum 2.2 times as broad as its length, coarsely and densely punctate; anterior margin broadly bordered, lateral margins curved behind the middle and finely crenate, anterior angles rectangular, posterior ones gently rounded. Scutellum triangular, broader than its length, rather finely punctate. Elytra each with a sutural and four discal costae, 1st and 2nd costae narrow but distinct, outermost costa very fine and inconspicuous, intervals rather coarsely, densely and somewhat confluent punctate; epipleura bearing sparse, rather long setae on basal two-thirds, densely fringed with brownish bristles in apical third.

Pygidium very convex, inconspicuously punctate, with tawny long hairs on the whole disk, bearing short and dense setae along basal margin. Abdomen with a continuous carina fitting to outer margins of elytra, each abdominal sternite shallowly punctate, somewhat strigose. Anterior tibia slender, with three sharp lateral teeth;

middle and posterior tibiae each with two oblique lateral ridges, of which the basal one of posterior tibia is indistinct. Longer claw of anterior and middle legs cleft; longer claw of posterior leg longer than 5th tarsal segment, shorter one half the length of longer claw in male.

Length: 11.0 mm; breadth: 5.0 mm.

Holotype: ♂, near Meo Village (1,400–1,500 m alt.), N. Thailand, 17~20-VI-1979, W. SUZUKI leg.

Adoretus (Chaetadoretus) aquilonis H. KOBAYASHI, sp. nov.

(Figs. 5, 13)

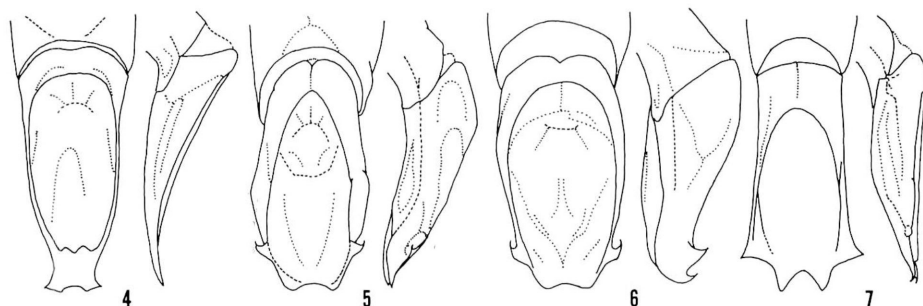
Form elongate, parallel-sided, feebly convex. Color reddish brown to yellowish brown, clypeus dark reddish brown or reddish brown, head blackish brown, abdomen blackish brown or reddish brown, antennae, femora and tibiae light brown, tarsi reddish brown to dark reddish brown. Surface of body shining, densely covered with grayish recumbent hairs intermixed with several rather long erect setae, with somewhat aggregated whitish hairs on apical calli of elytra.

Clypeus semicircular, 2.3 times as broad as its length, anterior margin reflexed and weakly bordered, very densely and somewhat rugosely punctate, feebly depressed behind anterior margin; fronto-clypeal suture distinct, almost straight. Eyes very large and prominent, their interspace being twice as broad as frons in male, three times as broad as that in female. Labrum finely granulate; intermandibular process rather broad and short, parallel-sided, with a median longitudinal depression near apex, anterior angles angularly curved, anterior margin feebly sinuate, lateral margins tuberculate. Antennae 10-segmented, with club somewhat shorter than footstalk in male, of the same length as the 2nd to 7th segments combined in female.

Pronotum 2.4 times as broad as its length, coarsely and rather sparsely punctate; anterior margin bordered, lateral margins curved behind middle and finely crenate, anterior angles feebly produced, almost rectangular, posterior ones gently rounded. Scutellum triangular, broader than its length, faintly punctate. Elytra each with a sutural and four discal costae, 1st and 2nd costae distinct, outermost costa very fine and inconspicuous, intervals rather coarsely and densely punctate; epipleura bearing sparse setae.

Pygidium moderately convex, finely and transversely strigose, with rather long tawny hairs on the whole disk. Abdomen with continuous carinae fitting to outer margins of elytra, each abdominal sternite coarsely and rather sparsely punctate. Anterior tibia slender, with three sharp lateral teeth; middle and posterior tibiae each with two oblique lateral ridges, of which the basal one of posterior tibia is indistinct. Longer claw of anterior and middle legs cleft; longer claw of posterior leg shorter than 5th tarsal segment, shorter one three-fifths the length of longer claw in both sexes.

Length: 9.5–10.0 mm; breadth: 4.0–5.0 mm.



Figs. 4-7. Male genitalia of *Adoretus* (*Chaetadoretus*) spp.; left, dorsal view; right, lateral view. — 4, *A. meo* sp. nov.; 5, *A. aquilonis* sp. nov.; 6, *A. subguttatus* sp. nov.; 7, *A. matsumotoi* sp. nov.

Holotype: ♂, near Meo Village (1,400–1,500 m alt.), N. Thailand, 28~31-V-1979, W. SUZUKI leg. Paratypes: 1 ♂, same locality as for the holotype, 17~20-V-1979, W. SUZUKI leg.; 1 ♂, same locality as for the holotype, 2~4-VI-1979, W. SUZUKI leg.; 1 ♂, same locality as for the holotype, 17~20-VI-1979, W. SUZUKI leg.; 1 ♀, same locality as for the holotype, 21~23-V-1979, W. SUZUKI leg.; 1 ♀, Pupin — Meo Village, N. Thailand, 26-VI-1983, T. SENOH leg.; 1 ♂, 1 ♀, Meo Village, near Chiangmai, N. Thailand, 5-V-1980, K. IKEDA leg.; 1 ♂, Doi Pui, near Chiangmai, N. Thailand, 29-IV-1980, K. IKEDA leg.; 2 ♂♂, Doi Pui, near Chiangmai, N. Thailand, 3-VI-1986, H. HIRASAWA leg.; 1 ♂, near Chiangmai (1,300 m alt.), N. Thailand, 17-V-1987, H. HIRASAWA leg.; 4 ♂♂, Doi Pui (1,620 m alt.), N. Thailand, 29-IV-1989, H. HIRASAWA leg.

Adoretus (*Chaetadoretus*) *subguttatus* H. KOBAYASHI, sp. nov.

(Figs. 6, 14)

This species is very closely allied to the preceding but may be separated from it by the following points: Color reddish brown to dark brown, clypeus and head dark reddish brown or blackish brown, abdomen blackish brown or dark reddish brown, antennae, femora and tibiae dark reddish brown, tarsi reddish brown. Surface of body dull shining, more densely covered with grayish recumbent hairs intermixed with several rather long erect setae, with a few somewhat aggregated whitish hairs on apical calli of elytra and near their apices. Clypeus semicircular, very densely punctate. Eyes rather large and prominent, their interspace being 2.7 times as broad as frons in both sexes. Intermandibular process rather broad and short, expanded at apex, without median longitudinal depression near apex, anterior corners acute, anterior margin straight. Pronotum coarsely and rather densely punctate, lateral margins almost smooth and not finely crenate.

Length: 9.5–10.0 mm; breadth: 4.0–5.0 mm.

Holotype: 1 ♂, near Meo Village (1,400–1,500 m alt.), N. Thailand, 17~20-V-1979, W. SUZUKI leg. Paratypes: 1 ♀, same locality as for the holotype, 13~16-VI-1989, W. SUZUKI leg.; 1 ♂, Doi Suthep, N. Thailand, 25-V-1980, T. SENOH leg.; 1 ♀, Doi Suthep, N. Thailand, 14-V-1980, T. SENOH leg.; 1 ♂, Pupin — Meo Village, N. Thailand, 26-VI-1983, T. SENOH leg.; 1 ♂, Ban Lang Lat (1,350 m alt.), N. Thailand, 30-IV-1989, H. HIRASAWA leg.

Adoretus (Chaetadoretus) matsumotoi H. KOBAYASHI, sp. nov.

(Figs. 7, 17)

Form elongate, parallel-sided, moderately convex. Color reddish brown, clypeus and head blackish brown, pronotum dark reddish brown, antennae yellowish brown. Surface of body rather shining, densely covered with grayish recumbent hairs which are intermixed with several rather long erect setae on elytra.

Clypeus semicircular, 2.3 times as broad as its length, anterior margin reflexed and weakly bordered, coarsely and densely punctate; fronto-clypeal suture distinct, almost straight. Eyes rather large and prominent, their interspace being 2.5 times as broad as frons in male. Labrum rather coarsely granulate; intermandibular process rather broad, expanded at apex, with a median longitudinal elevation near apex, anterior angles angularly curved, anterior margin feebly sinuate, lateral margins tuberculate. Antennae 10-segmented, with club of the same length as foot-stalk in male.

Pronotum 2.3 times as broad as its length, densely punctate; anterior margin bordered, lateral margins gently curved at middle and finely crenate, anterior angles rectangular, posterior ones gently rounded. Scutellum triangular, broader than its length, finely punctate. Elytra each with a sutural and four discal costae, 1st and 2nd costae distinct, outermost costa very fine and inconspicuous, intervals rather coarsely and densely punctate; epipleura bearing rather dense setae.

Pygidium moderately convex, finely and rather densely punctate, with rather long hairs on the whole disk. Abdomen with a continuous carina fitting to outer margins of elytra, each abdominal sternite coarsely and rather sparsely punctate. Anterior tibia with three sharp lateral teeth; middle and posterior tibiae each with two oblique lateral ridges, of which the basal one of posterior tibia is indistinct. Fifth tarsal segment of posterior tarsus stout, as long as the 1st to 4th segments combined. Longer claw of anterior and middle legs cleft; longer claw of posterior leg as long as 5th tarsal segment, shorter one somewhat longer than half the length of longer claw.

Length: 12.0 mm; breadth: 5.5 mm.

Holotype: ♂, Hot Spring, N. Thailand, 25-III-1980, K. MATSUMOTO leg.

Adoretus (Adoretus) pachysomatus H. KOBAYASHI, sp. nov.

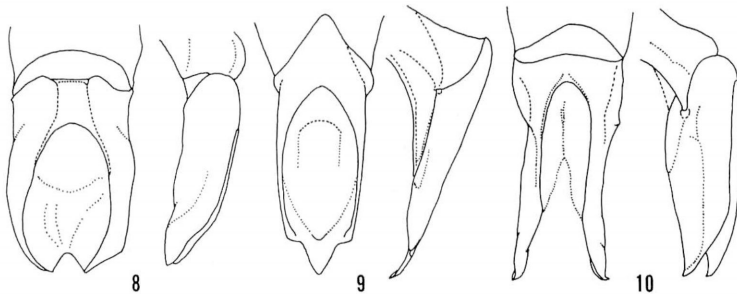
(Figs. 8, 18)

Form elongate oval, rather convex. Color yellowish brown, clypeus and head dark reddish brown to blackish brown, ventral surface sometimes dark-colored. Surface of body rather shining, uniformly covered with light-colored recumbent hairs and without intermixed erect setae on elytra.

Clypeus semicircular, 2.5 times as broad as its length, anterior margin strongly reflexed, densely and rugosely punctate; fronto-clypeal suture distinct, gently arcuate. Eyes rather small, their interspace being 2.9 times as broad as frons in both sexes. Labrum very coarsely punctate; intermandibular process moderate, expanded at apex, with a median longitudinal carina from apex to near base, anterior angles rounded, anterior margin sinuate. Antennae 10-segmented, with club of the same length as footstalk in male, a little shorter than that in female.


Pronotum 2.1 times as broad as its length, coarsely and rather densely punctate, with the broadest point near base; anterior margin bordered; lateral margins gently convergent to front, anterior angles produced, posterior ones gently rounded. Scutellum triangular, broader than its length, finely punctate. Elytra each with a sutural and four discal costae, 1st and 2nd costae broad and distinct, outermost costa very fine and inconspicuous; intervals with rather coarse, dense and somewhat confluent punctures; epipleura bearing rather dense setae.

Pygidium feebly convex in male, scarcely so in female, finely and rather sparsely punctate, with rather long hairs on the whole disk. Abdominal sternite finely and sparsely punctate, anal sternite with a transverse elevation at the middle in male, flattened in female. Anterior tibia tridentate, apical and 2nd teeth rather large; middle



Figs. 8–10. Male genitalia of *Adoretus (Adoretus)* spp.; left, dorsal view; right, lateral view. — 8, *A. pachysomatus* sp. nov.; 9, *A. flavomaculatus* sp. nov.; 10, *A. senohi* sp. nov.

Figs. 11–20. — 11, *Adoretus hirasawai* sp. nov.; 12, *A. meo* sp. nov.; 13, *A. aquilonis* sp. nov.; 14, *A. subguttatus* sp. nov.; 15, *A. breviunguiculatus* sp. nov.; 16, *A. nigrofuscus* sp. nov.; 17, *A. matsumotoi* sp. nov.; 18, *A. pachysomatus* sp. nov.; 19, *A. flavomaculatus* sp. nov.; 20, *A. senohi* sp. nov.



and posterior tibiae each with two oblique lateral ridges, of which the basal one of posterior tibia is short but distinct. Longer claw of anterior and middle legs cleft; longer claw of posterior leg shorter than 5th tarsal segment, shorter one somewhat longer than half the length of longer claw.

Length: 10.0–12.0 mm; breadth: 5.0–6.0 mm.

Holotype: ♂, Doi Pui, near Chiangmai, N. Thailand, 3–IV–1986, H. HIRASAWA leg. Paratypes: 1 ♂, 9 ♀♀, same data as for the holotype; 1 ♂, 1 ♀, near Chiangmai (1,300 m alt.), N. Thailand, H. HIRASAWA leg.; 1 ♂, Fang — Chiang Dao, N. Thailand, 22–V–1989, K. MASUMOTO leg.; 1 ♀, Ban Lang Lat (1,350 m alt.), N. Thailand, 30–IV–1989, H. HIRASAWA leg.

Adoretus (Adoretus) flavomaculatus H. KOBAYASHI, sp. nov.

(Figs. 9, 19)

Form elongate-oval, rather convex. Dorsal surface black, faintly yellowish, with an oblong yellow maculation near apical callus of each elytron; ventral surface yellowish brown (sometimes dark-colored), femora and tibiae light yellowish brown, tarsi blackish brown, antennae reddish brown. Surface of body rather shining, uniformly covered with light-colored recumbent hairs and without intermixed erect setae on elytra.

Clypeus semicircular, 2.2 times as broad as its length, anterior margin strongly reflexed, coarsely and rather densely punctate; fronto-clypeal suture distinct, gently arcuate. Eyes rather small, their interspace being three times as broad as frons in both sexes. Labrum very coarsely punctate, with a smooth area at the middle of base; intermandibular process rather short, subparallel-sided, with a median longitudinal carina from apex to near base, anterior corners rounded, anterior margin feebly sinuate. Antennae 10-segmented, with club somewhat shorter than footstalk in both sexes.

Pronotum 2.2 times as broad as its length, sparsely punctate; anterior margin broadly bordered; lateral margins curved behind the middle, finely crenate, anterior angles gently produced and subrectangular, posterior ones gently rounded. Scutellum triangular, broader than its length, sparsely punctate. Elytra each with a sutural and four discal costae, 1st to 3rd costae narrow but distinct, outermost costa very fine and inconspicuous; intervals with rather dense and somewhat confluent punctures; epipleura bearing sparse setae.

Pygidium feebly convex, finely and rather densely punctate, with rather long hairs on the whole disk. Abdominal sternites finely and sparsely punctate. Anterior tibia tridentate, apical and 2nd teeth rather large; middle and posterior tibiae each with two oblique lateral ridges. Longer claw of anterior and middle legs cleft; longer claw of posterior leg as long as 5th tarsal segment, shorter one somewhat longer than half the length of longer claw.

Length: 9.5–10.0 mm; breadth: 4.5–5.0 mm.

Holotype: ♂, Taton, N. Thailand, 27-V-1980, H. SENOH leg. Paratypes: 2 ♀♀, Fang — Chiang Dao, N. Thailand, 22-V-1989, K. MASUMOTO leg.

Adoretus (Adoretus) senohi H. KOBAYASHI, sp. nov.

(Figs. 10, 20)

Form elongate-oval, rather convex. Dorsal surface yellowish brown, ventral surface blackish brown; femora and tibiae light yellowish brown, tarsi reddish brown, antennae yellowish brown. Surface of body rather shining, very densely covered with yellowish gray recumbent hairs and without intermixed erect setae on elytra.

Clypeus semicircular, 2.0 times as broad as its length, anterior margin reflexed and bordered, finely and densely punctate; fronto-clypeal suture distinct and straight. Eyes rather small, their interspace being 2.6 times as broad as frons in both sexes. Labrum rather coarsely granulate; intermandibular process rather short, almost V-shaped and rounded at apex, with a median longitudinal carina from apex to middle. Antennae 10-segmented, with club as long as 2nd to 7th segment combined in male, a little shorter than that in female.

Pronotum 2.3 times as broad as its length, finely and rather sparsely punctate; lateral margins curved at the middle, anterior angles produced but not acute, posterior ones gently rounded. Scutellum triangular, broader than its length, rather densely punctate. Elytra each with a sutural and four discal costae, 1st to 3rd costae fine and narrow, outermost costa very fine and inconspicuous; intervals with rather dense and somewhat confluent punctures; epipleura bearing sparse setae.

Pygidium gently convex, coarsely transversely strigose, bearing rather long erect hairs on the whole disk. Abdominal sternites rather finely strigose. Anterior tibiae tridentate, apical and 2nd teeth rather large, 3rd tooth almost vanished in male, very minute in female; middle and posterior tibiae each with two oblique lateral ridges, of which the basal one of posterior tibia is indistinct. Longer claw of anterior and middle legs rather deeply cleft; longer claw of posterior leg shorter than 5th tarsal segment, shorter one three-fourths the length of longer claw.

Length: 6.0–7.0 mm; breadth: 3.5–4.0 mm.

Holotype: ♂, Doi Suthep, N. Thailand, 14-V-1980, T. SENOH leg. Paratypes: 2 ♀♀, same data as for the holotype.; 5 ♂♂, 9 ♀♀, same locality as for the holotype, 7-V-1980, T. SENOH leg.

要 約

小林裕和: 北部タイ産コイチャコガネ属のコガネムシ類。——コイチャコガネ属 *Adoretus* に含まれる 10 種のコガネムシの新種を、北部タイから記載した。このうち、7 種は *Chaetadoretus* 亜属に、残りの 3 種は *Adoretus* 亜属に属するものである。それぞれの新種を次のように命名した: *A. (C.) breviunguiculatus*, *A. (C.) hirasawai*, *A. (C.) nigrofuscus*, *A. (C.) meo*, *A. (C.) aquilonis*, *A. (C.) subguttatus*, *A. (C.) matsumotoi*, *A. (A.) pachysomatus*, *A. (A.) flavomaculatus*, *A. (A.) senohi*.

References

- ABDULLAH, M., & R. A. ROOHI, 1968. The Scarabaeidae, Coleoptera of Pakistan part 4. Adoretini (Rutelinae) with description of eight new species of *Adoretus* from West Pakistan. *J. Sci. Ind. Res.*, **11**: 415–422.
- ARROW, G. J., 1917. Coleoptera Lamellicornia. Part 2 (Rutelinae, Desmonycinae and Euchilinae). *In: Fauna of British India, including Ceylon and Burma.* xiii+387 pp., 5 pls., Taylor & Francis, London.
- BURMEISTER, H., 1844. Coleoptera Lamellicornia Anthobia et Phyllophaga Systellochela. *Handbuch der Entomologie*, **4**(1): 587 pp.
- FREY, G., 1970. Neue Ruteliden aus Indochina (Col. Scarab.). *Ent. Arb. Mus. Frey*, **21**: 170–183.
- 1971. Neue Ruteliden und Melolonthiden aus Indien und Indochina (Col.). *Ibid.*, **22**: 109–133.
- OHAUS, F., 1914. Revision der Adoretini (Col. Lamell. Rutelin.). *Dt. ent. Z.*, **1914**: 471–514.
- PAULIAN, R., 1959. Coléoptères Scarabaeïdes de l'Indochine (Rutelines et Cétonines). *Annls. Soc. ent. France*, **127**: 1–102.

Elytra, Tokyo, **19** (1): 74, May 15, 1991

Occurrence of *Mucronianus virgatus* (Coleoptera, Anthribidae) in Northwest Thailand

Toshio SENOH

Department of Biology, Chuo University High School,
Koganei, Tokyo, 184 Japan

Mucronianus virgatus JORDAN (1923, p. 85) was described on a single male specimen collected by Mr. M. R. VITALIS in September at Luang Prabang in Northwest Laos.

About ten years ago, I collected four specimens of this species at three stations in the northwestern part of Thailand. These stations are only distant for 300–360 km from the type locality of the species. The collecting data of the specimens taken are as follows:

1 ♂, Chiang Dao, Chiang Mai Prov., NW Thailand, 26–V–1980, T. SENOH leg.; 1 ♂, 1 ♀, Doi Suthep, Chiang Mai Prov., NW Thailand, 9–VI–1980, T. SENOH leg.; 1 ♂, Doi Nam Maejai, near Fang, Chiang Mai Prov., NW Thailand, 21 ~ 25–VII–1981, T. SENOH leg.

Distribution. NW Laos and NW Thailand.

Reference

- JORDAN, K., 1923. Les Anthribides de l'Indochine. *Faune ent. Indochine, Saigon*, **6**: 71–113 (and *Opusc. Inst. sci. Indochine*, (1): 41 pp.).